



This kit contains:

- A complete kit of M-50 IDF
- A figure made of resin.
- A manual of assembly

In this manual of assemblage you will find:

- On the first sheet: the manual step by step. Each picture represents a step and parts required for each step are indicated at the top left of each picture (part number relating to the nomenclature of second sheet).
- On the second sheet: you will find the nomenclature that is to be placed next to the sheet for assembly in refer to each number.
- So a historical text

Useful Advises:


This kit is not recommended for children under 10 years. Keep out of reach of children. They should not be allowed to ingest small pieces or manipulate the plastic bags in any way. It's recommande to use glue cyanoacrylate.

Historic:

The M-50 is a tank, builded from a different assembly Sherman, turret with 75mm gun of French origin and mounted on VVSS or HVSS.



This tank was used in different Israeli conflict as in 1956 during the Battle of Suez or the war of six days, in 1967.

Some example of camouflage possible for this kit:



**Model Miniature
88, en Fournirue
57000 Metz
FRANCE**

**Tel: 06.14.09.10.19.
Mail : website@model-miniature.com
Site : <http://model-miniature.com/>
Siren : 520 500 307**



YOU CAN FIND US ON OUR VARIOUS WEBSITES :



WRITE "JULIE LUDMANN" IN THE FACEBOOK SEARCH ENGINE



WRITE "MODEL-MINIATURE" IN THE FLICK-R SEARCH



WRITE "MYLITARY PHOTO REPORT" IN THE GOOGLE SEARCH ENGINE



WRITE "JULIE LUDMANN" IN THE YOUTUBE SEARCH ENGIN